

ORDERED ORGANIC-INORGANIC SOLAR CELLS

Dominique SCALARONE, Jennifer TATA, Massimo LAZZARI, Oscar CHIANTORE

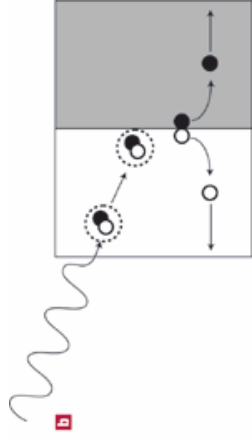
Dipartimento di Chimica IFM & NIS-Centre of Excellence, Università di Torino



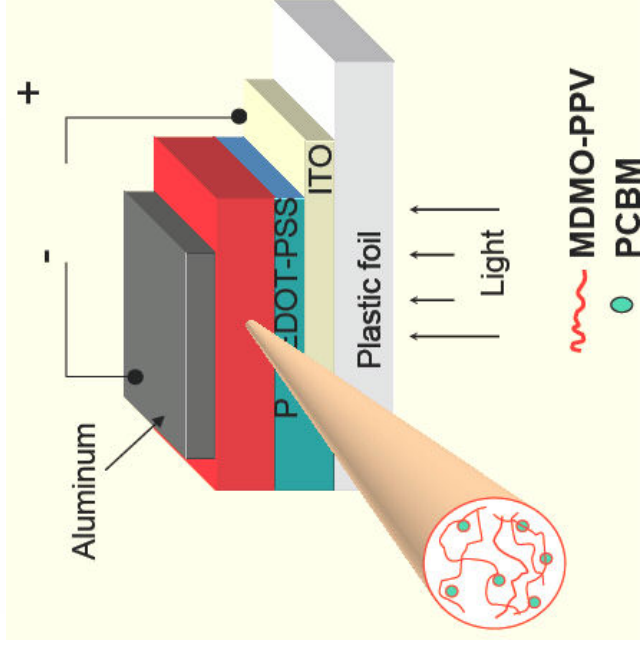
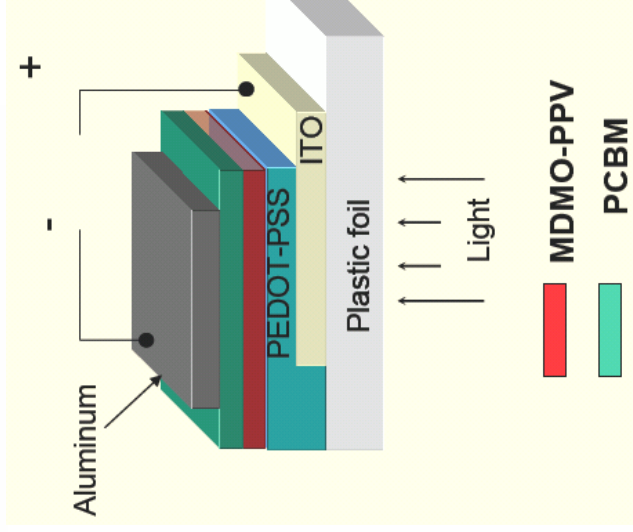
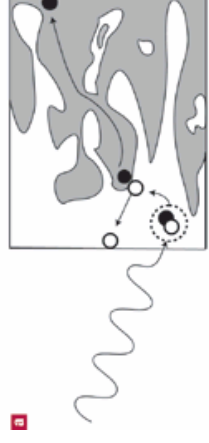
NIS
Università di Torino
Nanostructured Interfaces and Surfaces
Centre of Excellence

OPV: device geometries

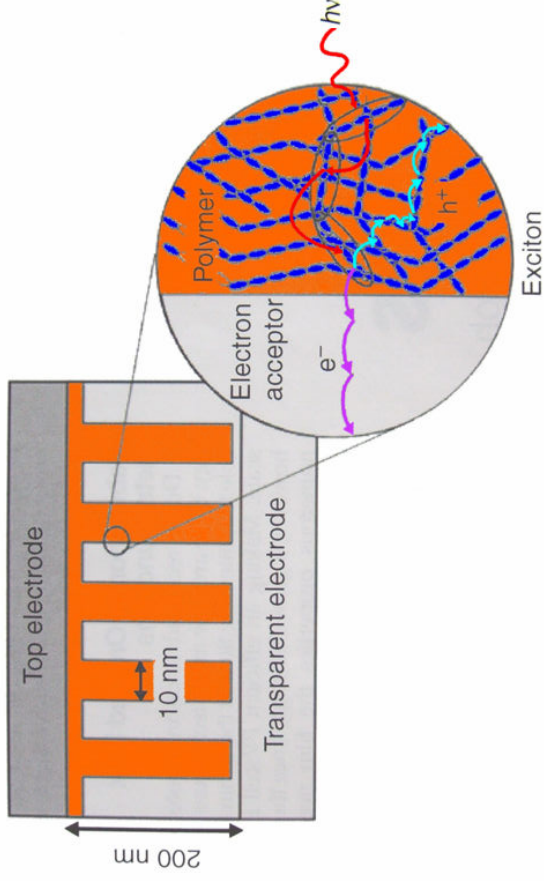
PLANAR HETEROJUNCTION




BULK HETEROJUNCTION




Ordered Bulk Heterojunction PV



Schematic illustration of an ideal ordered bulk heterojunction photovoltaic cell. The enlarged circle represents an exciton [KM Coakley, Y Liu, C Goh, MD McGehee, MRS Bulletin, 30 (2005) 37]



Short needle-like crystals of CuPc grown on a silicon wafer surface by organic vapour phase deposition (OVPD). Scale bar: 500 nm. [F. Yang, M. Shtein, S.R. Forrest, Nature Materials, 2005, 4, 37].

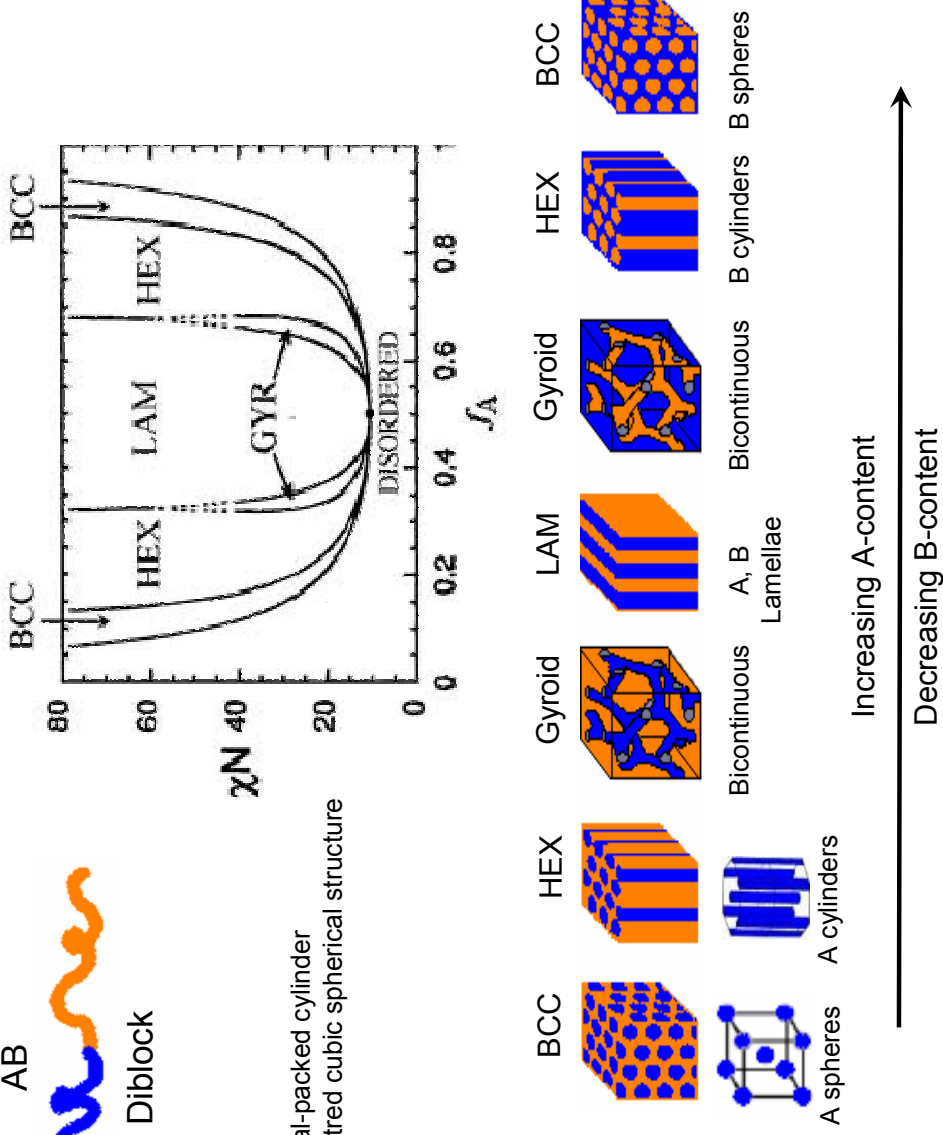


ZnO nanowires grown on a transparent conducting oxide using a chemical solution growth technique. Scale bar: 200 nm. [S. Shaheen et al., Conference Paper NREL/CP-520-37042, January 2005].

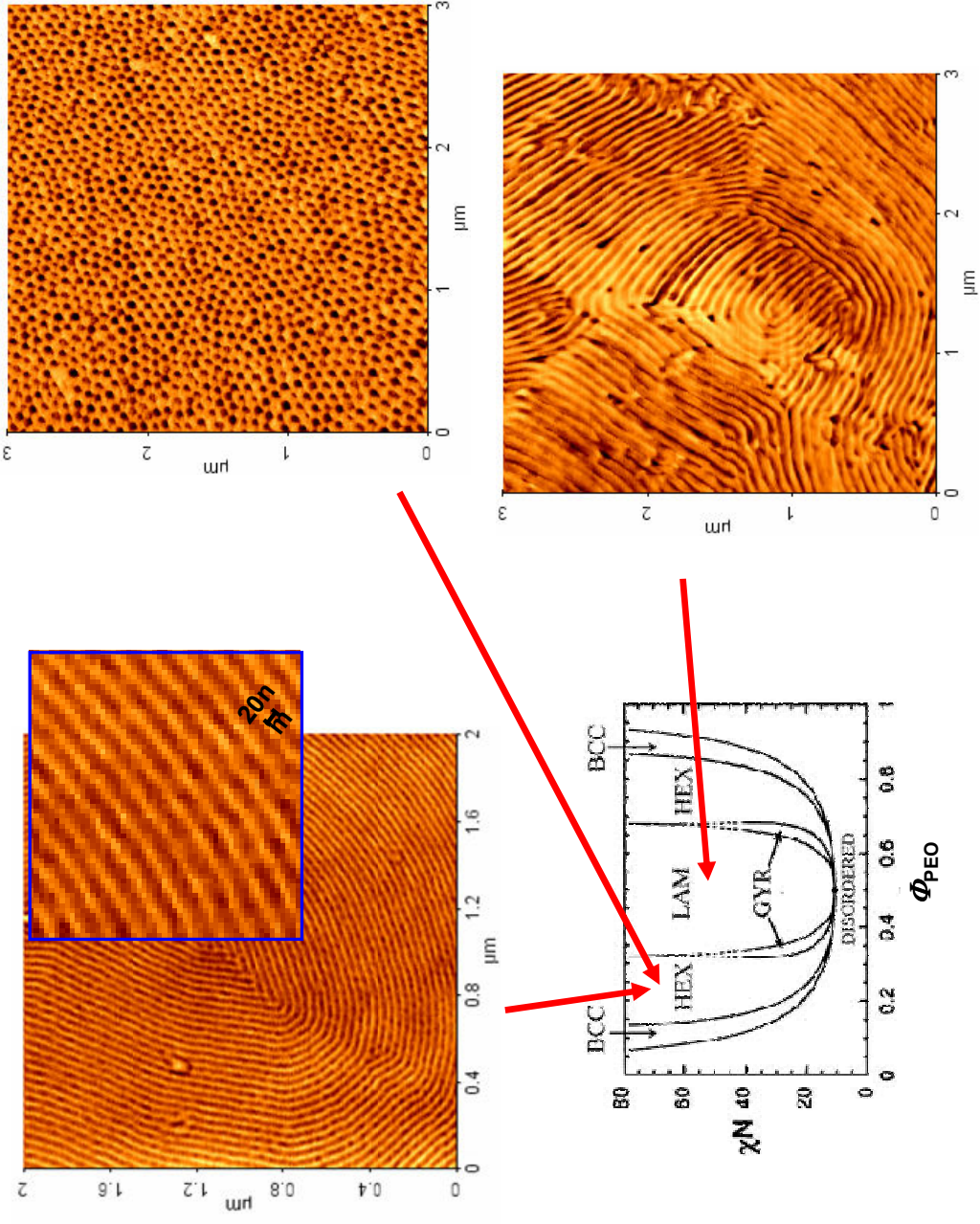
Self-assembling block-copolymers



LAM: Lamellar
 HEX: Hexagonal-packed cylinder
 BCC: Body-centred cubic spherical structure
 GYR: Gyroid



PS-*b*-PEO nanostructured films



Alignment and large-scale ordering of BCs

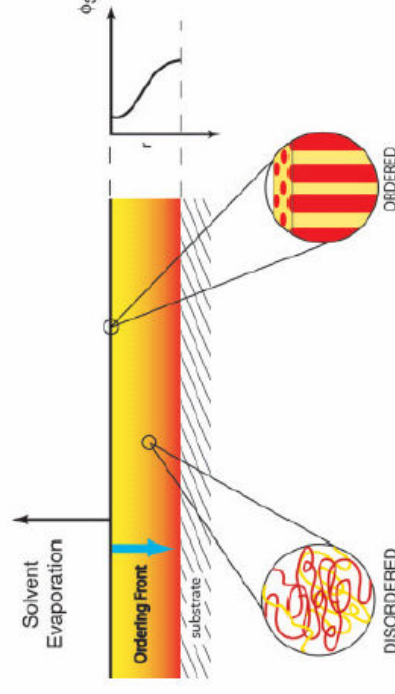
To fully realize the potential of block copolymers in nanotechnology morphology, **orientation** and **lateral ordering** of the nanoscopic domains must be controlled.

In general, structural order over large extension can be obtained by exploiting molecular interactions including:

- ❖ hydrophilic and hydrophobic effects
- ❖ **hydrogen bonding**
- ❖ columbic interactions
- ❖ van der Waals forces.

The level of ordering can be increased by directional external fields:

- electric and magnetic fields
- flow fields
- thermal treatments
- directional crystallization
- epitaxy
- chemically patterned substrates
- **solvent evaporation and annealing**



Kim S.H.; Misner M.J.; Xu T.; Kimura M.; Russell T.P., *Advanced Materials* **2004**, 3, 226.

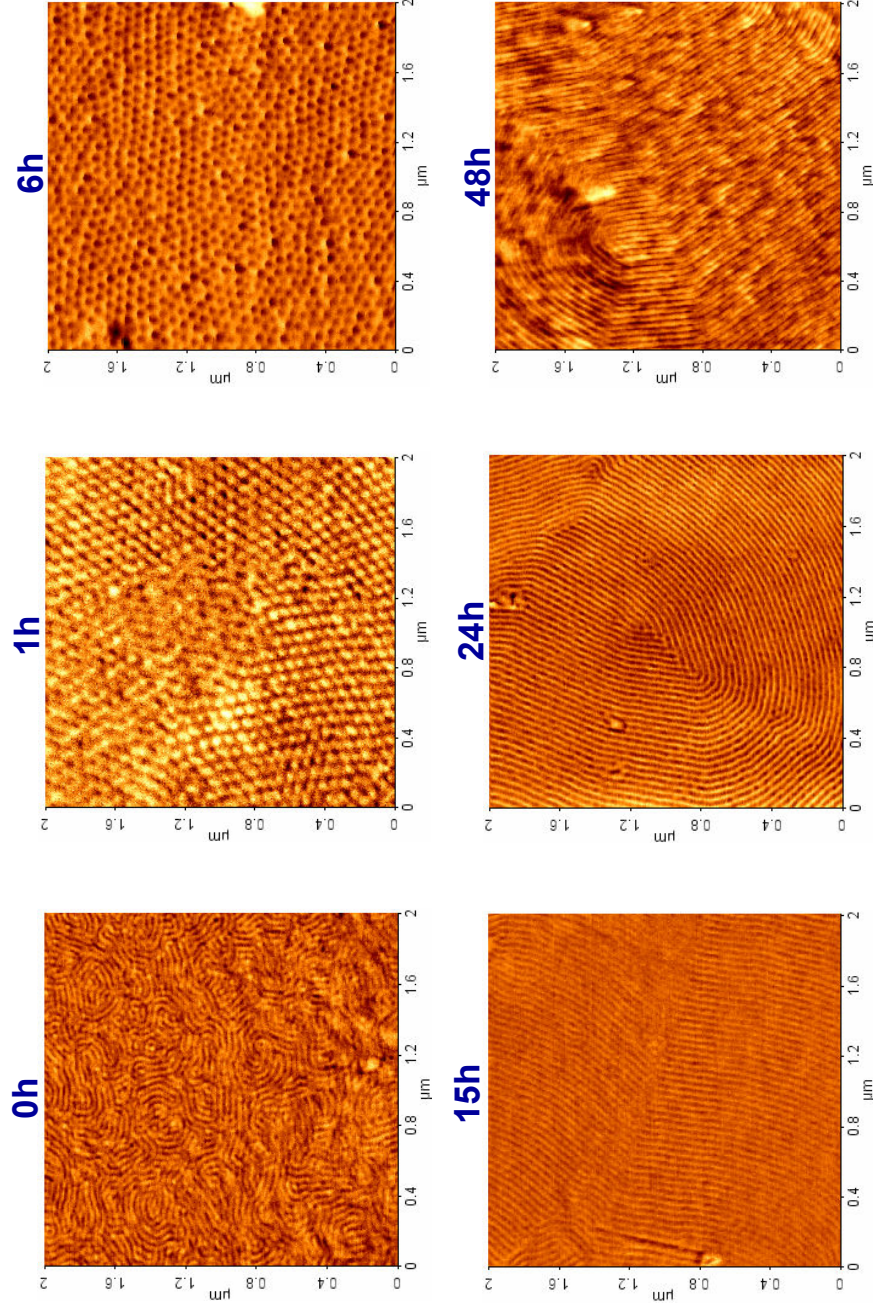
Xuan Y.; Peng J.; Cui L.; Wang H.; Li B.; Han Y., *Macromolecules* **2004**, 37, 7301.

Orientation vs solvent annealing time

PS-*b*-PEO (32000-*b*-11000 g/mol)

NIS Colloquium, Torino, 23 giugno 2008

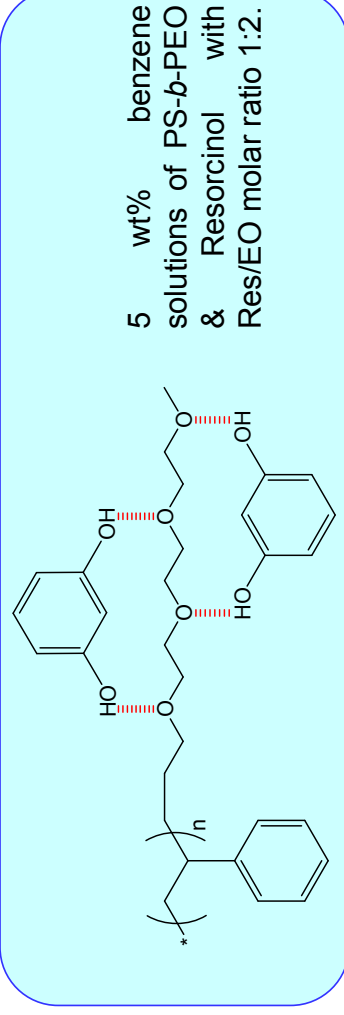
annealing under benzene atmosphere at 60°C for 1h, 6h, 15h, 24h and 48h



Scalalone D. et al., *Study of the morphology and crystallinity development in thin films of PS-*b*-PEO copolymers and PS-*b*-PEO/resorcinol molecular complexes*, in preparation, 2008


Supramolecular Assembly of PS-*b*-PEO and Resorcinol

NIS Colloquium, Torino, 23 giugno 2008





A. Sidorenko et al., *J. Am. Chem. Soc.*, 125 (2003) 12211

C. Liang et al., *Angew. Chem.* 116 (2004) 5909



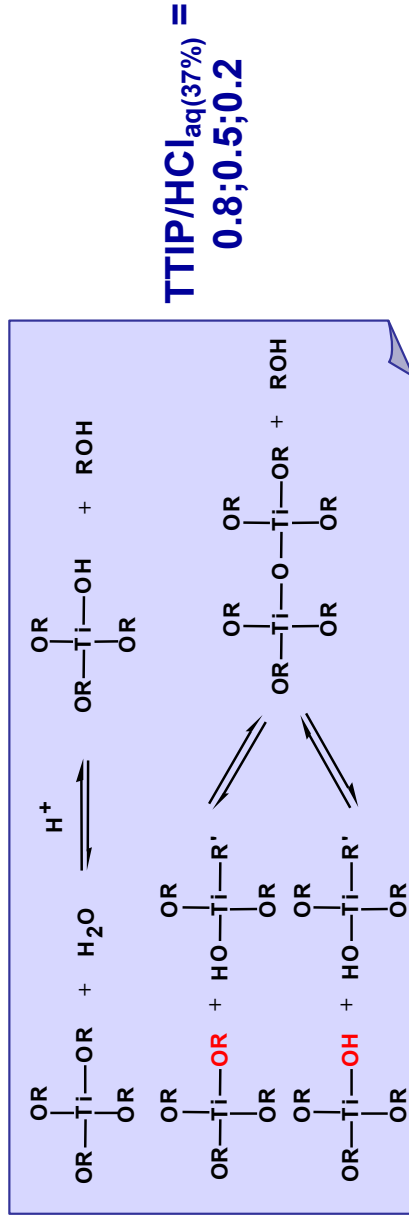
...from self-assembling BCs to hybrid nanostructured materials



Cross-sectional TEM images of thin PS-b-P4VP films containing Au NPs (R3 nm). The Au NPs are enriched in the P4VP microphase after direct formation within the matrix via reduction from a HAuCl₄/NaBH₄ solution. [H. Shen, L. Zhang, A. Eisenberg, J. Am. Chem. Soc. 1999, 121, 2728]

Hybrid PS-*b*-PEO/TiO₂ nanostructured films: nanoparticle synthesis and film preparation

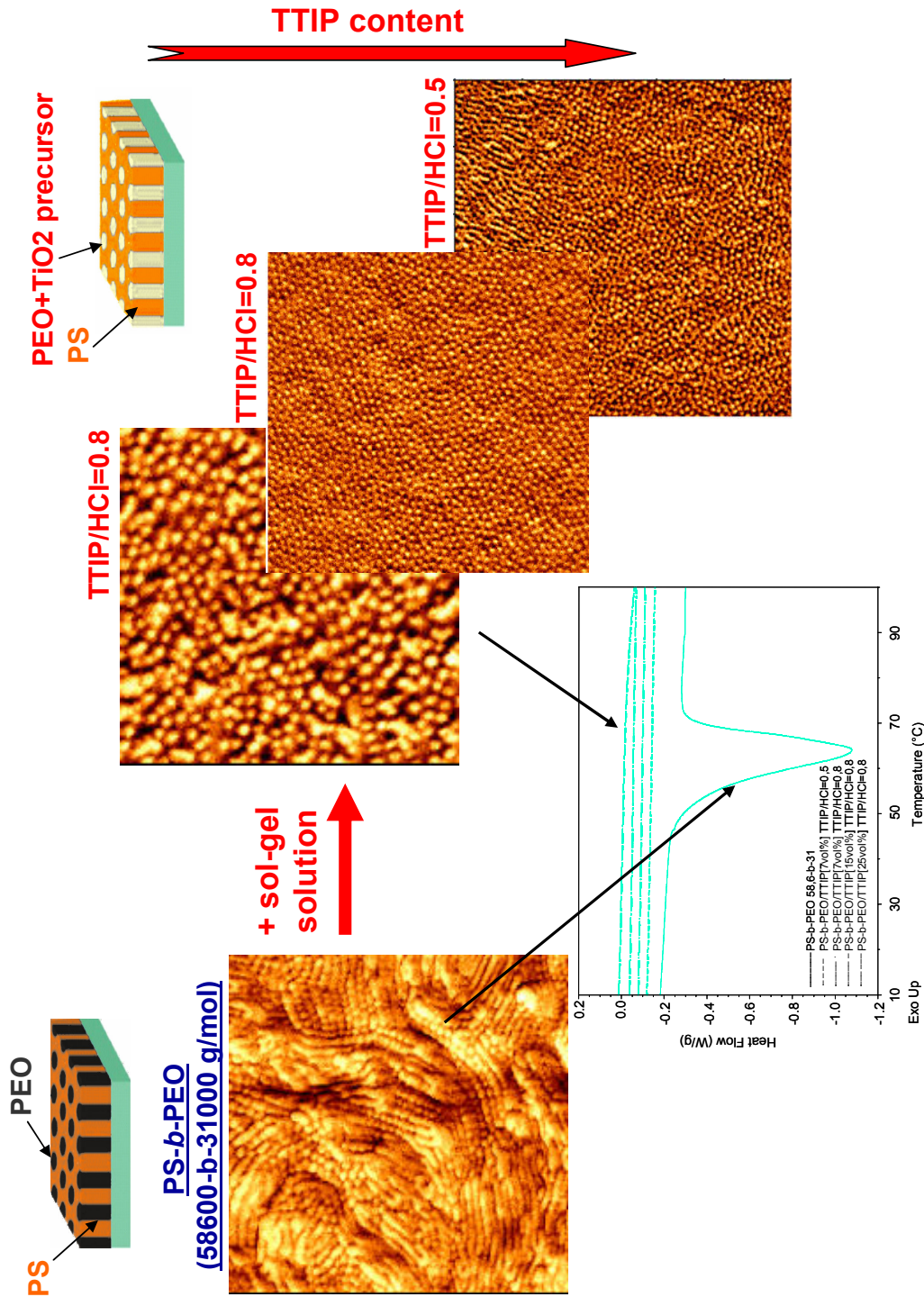
NANOPARTICLE SOL-GEL SYNTHESIS



NANOSTRUCTURED HYBRID FILM PREPARATION

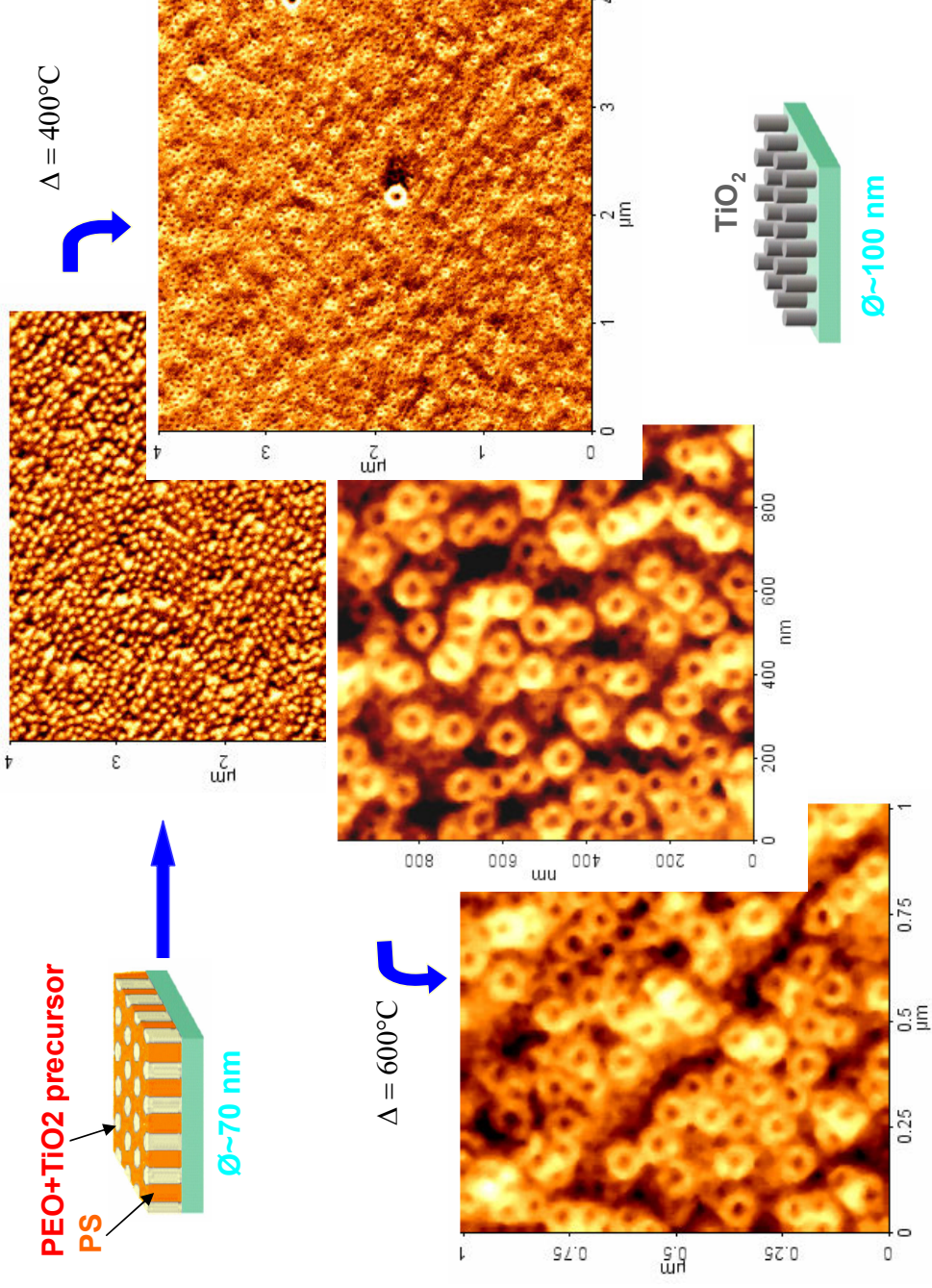


Hybrid PS-*b*-PEO/TiO₂ nanostructured films: morphology



From hybrid PS-*b*-PEO/TiO₂ nanostructured films to titania nanoparticle arrays

PS-*b*-PEO (Mn=58600-*b*-31000 g/mol) + TTIP (25%/vol) [TTIP/HCl=0.8]

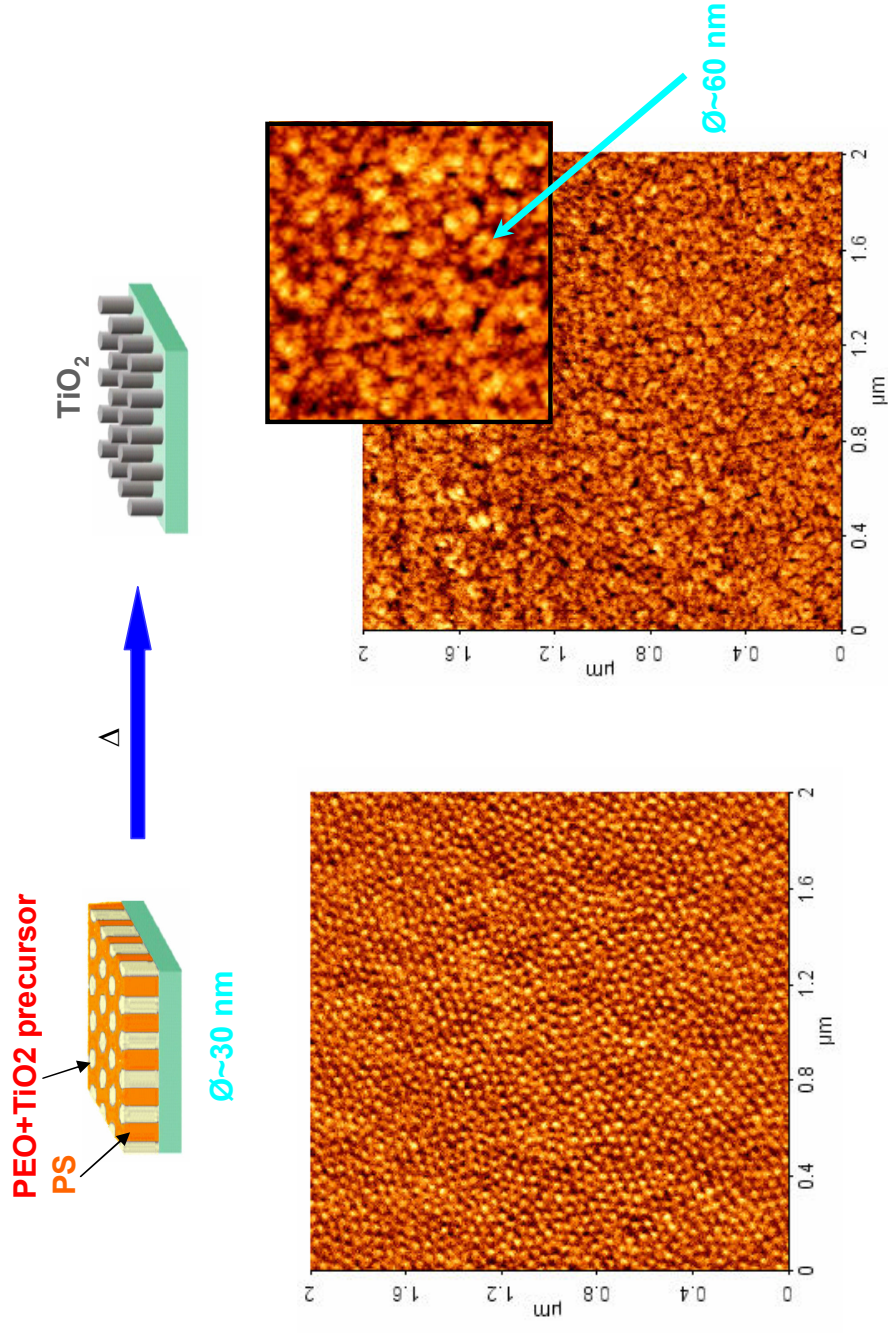


NIS Colloquium, Torino, 23 giugno 2008

From hybrid PS-*b*-PEO/TiO₂ nanostructured films to titania nanoparticle arrays

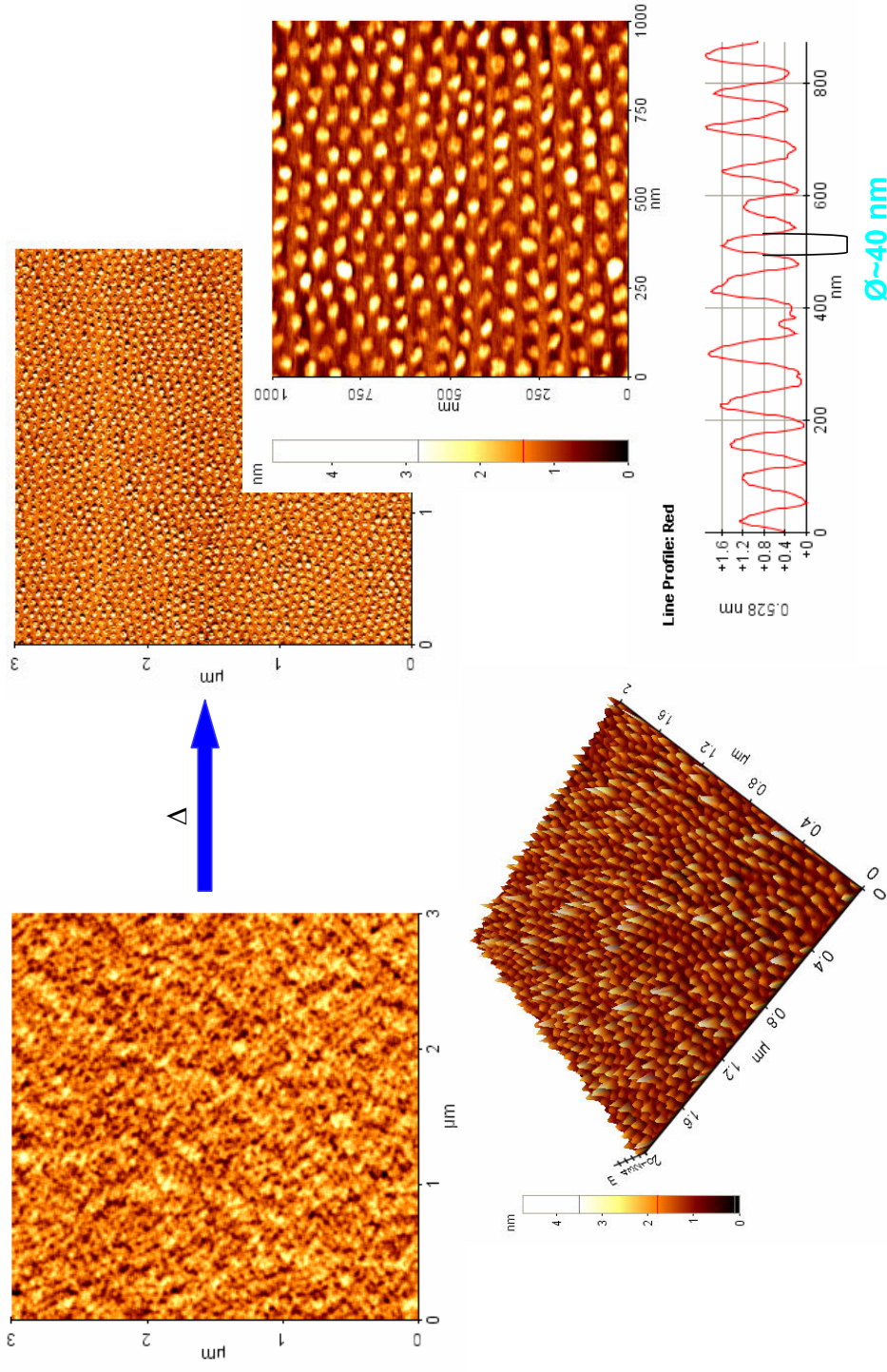
NIS Colloquium, Torino, 23 giugno 2008

PS-*b*-PEO (M_n=58600-*b*-31000 g/mol) + TTIP (15%vol) [TTIP/HCl=0,8]



From hybrid PS-*b*-PEO/TiO₂ nanostructured films to titania nanoparticle arrays

PS-*b*-PEO (Mn=58600-*b*-31000 g/mol) + TTIP (7%vol) [TTIP/HCl]=0,8]

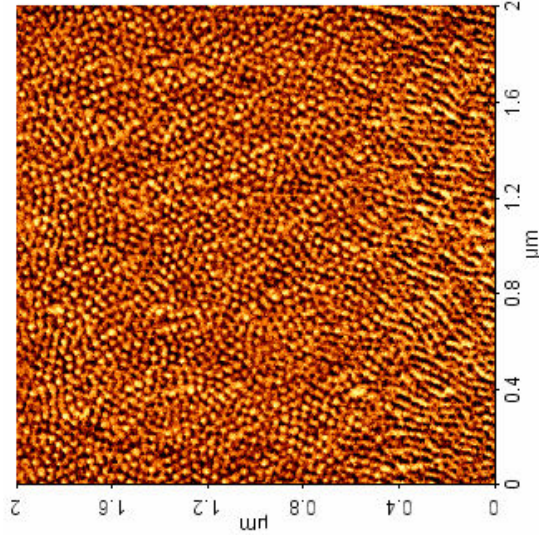
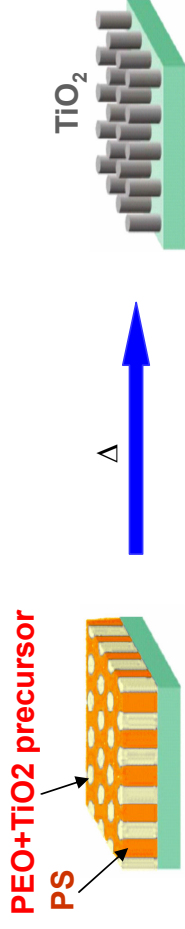


NIS Colloquium, Torino, 23 giugno 2008

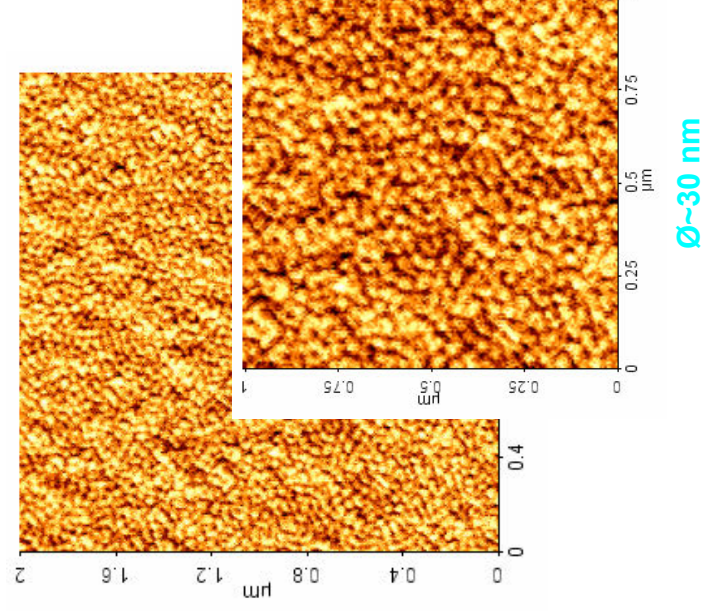
From hybrid PS-*b*-PEO/TiO₂ nanostructured films to titania nanoparticle arrays

NIS Colloquium, Torino, 23 giugno 2008

PS-*b*-PEO (M_n=58600-*b*-31000 g/mol) + TTIP (7%vol) [TTIP/HCl=0.5]

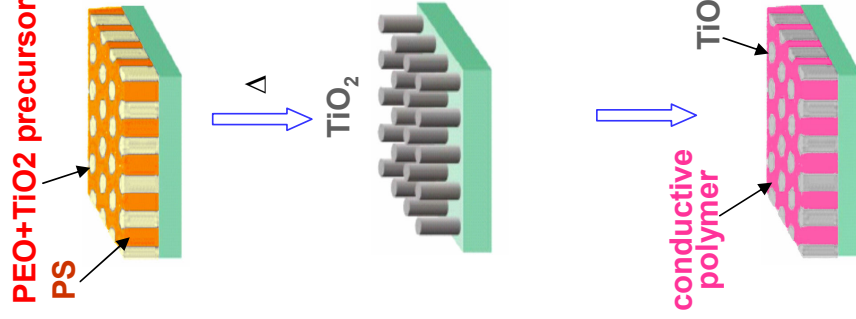


Ø~30 nm



Ø~30 nm

Conclusions and perspectives



- ❑ The self-assembling capability of PS-*b*-PEO BCs has been used to drive the arrangement of TiO₂ nanoparticles in a polymer matrix.
- ❑ Hybrid nanostructured films with the Ti rich phase confined in perpendicular cylindrical domains have been prepared.
- ❑ Elimination of the polymer template by calcination has produced ordered arrays of TiO₂ nano-rings or nano-dots with diameters ranging from 30 to 100 nm.
- ❑ After the BC template removal, a new hybrid film can be obtained by incorporation of a polymer filling the space between the conducting domains. Diffusion and spin casting of semiconductive polymer solutions have been proposed as simple methods for the preparation of photoactive polymer films.
- ❑ Ordered organic-inorganic BHJ photovoltaic films should allow a better electronic interfacial transfer, optimized dissociation of charge carriers, optimized charge paths from the interfaces to the contacts and minor probability of electron-hole recombination.